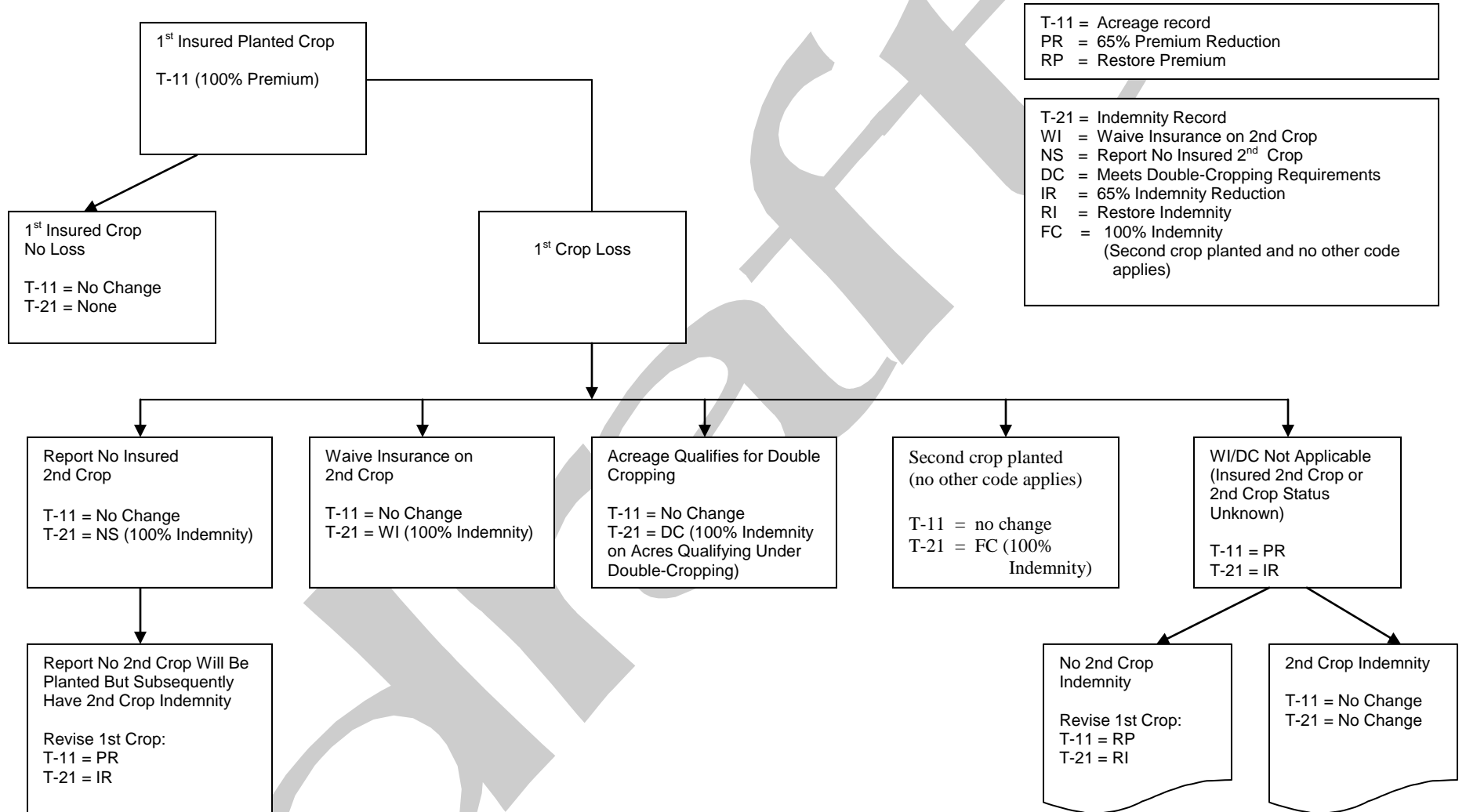
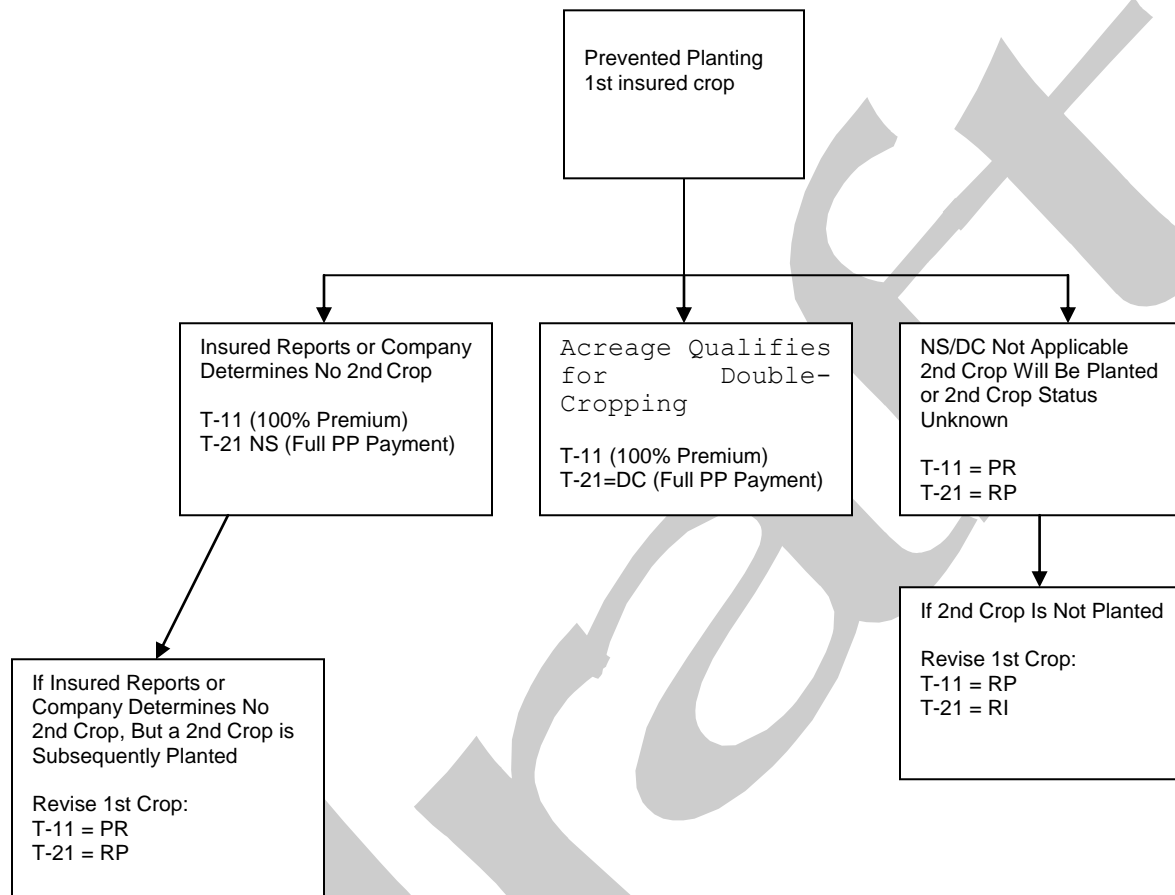


First Crop Processing (Planted Acreage) Rev. 03.15.04

NOTE: Reduction Codes Apply Only to 1<sup>st</sup> Crop Acreage.

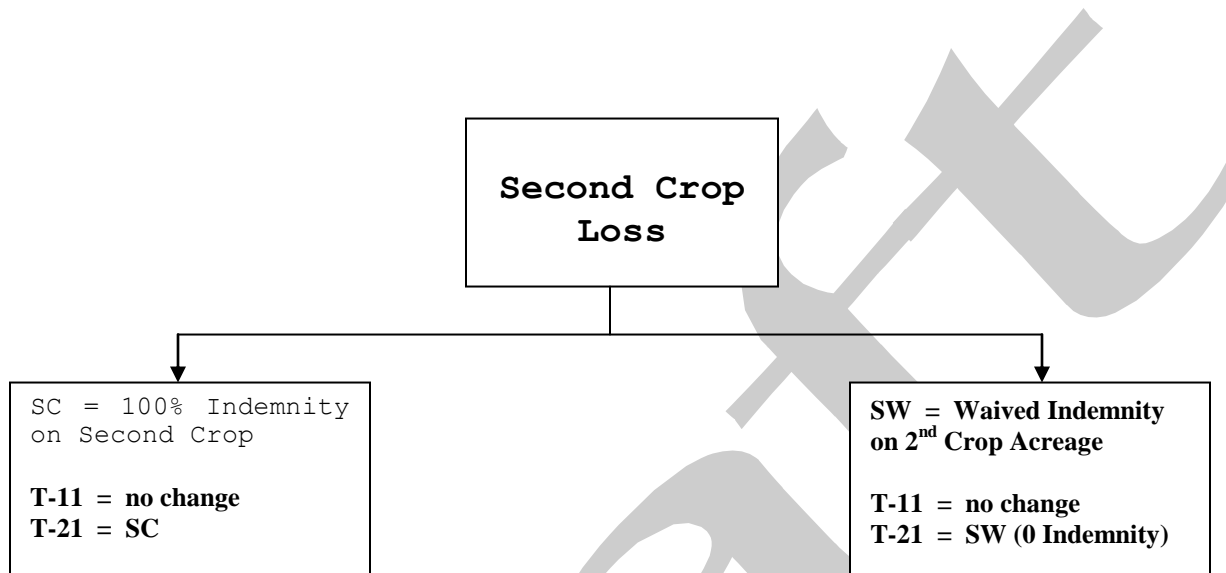


First Crop Processing (Prevented Planting Acreage) Rev. 01.15.04



NS for PP Means Insured Reports Or Company Determines No 2nd Crop.

**Second Crop Processing (Planted Acreage) 03.15.04**  
**NOTE: Codes Apply Only to 2<sup>nd</sup> Crop Acreage**



**CAUSE OF LOSS CODES BY CROP****CROP NAME AND CODE**

BARLEY (0091)  
PROCESSING BEANS (0046)  
CANOLA (0015)  
CORN (0041)  
COTTON (0021)  
ELS COTTON (0022)  
DRY BEANS (0047)  
DRY PEAS (0067)  
FLAX (0031)  
FORAGE PRODUCTION (0033)  
GRAIN SORGHUM (0051)  
GREEN PEAS (0064)  
HYBRID CORN SEED (0062)  
HYBRID SORGHUM SEED (0050)  
MILLET (0017)  
MUSTARD (0069)  
OATS (0016)  
ONIONS (0013)  
PEANUTS (0075)  
POPCORN (0043)  
POTATOES (0084)  
\*\*RICE (0018)  
RYE (0094)  
SAFFLOWERS (0049)  
SILAGE SORGHUM (0059)  
\*SOYBEANS (0081)  
SUGAR BEETS (0039)  
SUGARCANE (0038)  
SUNFLOWERS (0078)  
SWEET CORN, 'Processing' (0042)  
TOMATOES, 'Processing' (0087)  
WHEAT (0011)  
  
ALMONDS (0028)  
    \* ALMONDS MUST BE IRRIGATED  
    DROUGHT IS NOT VALID  
    SEE ADVERSE WEATHER CAUSES  
ALFALFA SEED (0107)  
CABBAGE (0072)  
CHERRIES (0057)  
FLORIDA AVOCADOS-APH (0019)  
WILD RICE (0055)

**CAUSE OF LOSS AND CODE**

\*\*\* ADVERSE WEATHER  
FIRE (91)  
\*\*\* INSECTS (71)  
\*\*\* PLANT DISEASE (81)  
\*\*\* WILDLIFE (93)  
EARTHQUAKE (97)  
VOLCANIC ERUPTION (98)  
FAILURE IRRIGATION SUPPLY (13)  
FAILURE OF IRRIGATION EQUIPMENT (14)  
MYCOTOXIN (82)  
  
\*\*\* SEE ADVERSE WEATHER  
CAUSES, EXHIBIT 21-2 (PAGE 11).  
  
\*\*\* SOME CROP PROVISIONS MAY BE LIMITED OR  
RESTRICTED FOR THIS CAUSE OF LOSS; SEE  
INDIVIDUAL CROP POLICIES FOR SPECIFICS.  
  
\*\* RICE POLICY EXCLUDES DROUGHT.  
  
\*ASIAN SOYBEAN RUST (09)  
  
  
  
  
\*\*\* ADVERSE WEATHER  
FIRE (91)  
WILDLIFE (93)  
EARTHQUAKE (97)  
VOLCANIC ERUPTION (98)  
FAILURE IRRIGATION SUPPLY (13)  
FAILURE OF IRRIGATION EQUIPMENT (14)  
INSECTS (71)  
PLANT DISEASE (81)

## CAUSE OF LOSS CODES BY CROP

### CROP NAME AND CODE

ADJUSTED GROSS REVENUE - LITE (0061)  
ADJUSTED GROSS REVENUE (0063)

\*\*\* (SEE ADVERSE WEATHER CAUSES)

APPLES (0054) \*

\*\*\* (SEE ADVERSE WEATHER CAUSES)

AVOCADOS (0019)

BLUEBERRIES (0012)

\* SEE ADVERSE WEATHER CAUSES

### CAUSE OF LOSS AND CODE

\*\*\* ADVERSE WEATHER  
 FIRE (91)  
 \*\*\*INSECTS (71)  
 \*\*\*PLANT DISEASE (81)  
 \*\*\*WILDLIFE (93)  
 EARTHQUAKE (97)  
 VOLCANIC ERUPTION (98)  
 FAILURE IRRIGATION SUPPLY (13)  
 FAILURE OF IRRIGATION EQUIPMENT (14)  
 MYCOTOXIN (82)  
 DECLINE IN PRICE (01)

\*\*\* ADVERSE WEATHER  
 EXCESS SUN (22)  
 INSECTS (71)  
 PLANT DISEASE (81)  
 WILDLIFE (93)  
 FIRE (91)  
 EARTHQUAKE (97)  
 VOLCANIC ERUPTION (98)  
 FAILURE IRRIGATION SUPPLY (13)  
 FAILURE OF IRRIGATION EQUIPMENT (14)

\*\*\*ADVERSE WEATHER  
 DECLINE IN PRICE (01)  
 FAILURE IRRIGATION SUPPLY (13)  
 FAILURE OF IRRIGATION EQUIPMENT (14)  
 FIRE (91)  
 WILDLIFE (93)  
 EARTHQUAKE (97)  
 VOLCANIC ERUPTION (98)  
 INSECTS (71)  
 PLANT DISEASE (81)

\*\*\* ADVERSE WEATHER  
 FIRE (91)  
 EARTHQUAKE (97)  
 VOLCANIC ERUPTION (98)  
 INSUFF. CHILLING HOURS (45)  
 FAILURE IRRIGATION SUPPLY (13)  
 FAILURE OF IRRIGATION EQUIPMENT (14)  
 WILDLIFE (93)  
 INSECTS (71)  
 PLANT DISEASE (81)

## CAUSE OF LOSS CODES BY CROP

### CROP NAME AND CODE

ALFALFA SEED, (0107)  
CHILI PEPPERS, (0045)  
 \* SEE ADVERSE WEATHER CAUSES

### CITRUS

AZ and CA  
 \* SEE ADVERSE WEATHER CAUSES  
 Grapefruit (0201)  
 Lemons (0202)  
 Mandarins (0205)  
 Minneola Tangelos (0206)  
 Navel Oranges (0215)  
 Sweet Oranges (0216)  
 Valencia Oranges (0217)  
 Orlando Tangelos (0237)

### FLORIDA

2007 - Citrus I (0245)  
 Citrus II (0246)  
 Citrus III (0247)  
 Citrus IV (0248)  
 Citrus V (0249)  
 Citrus VI (0250)  
 Citrus VII (0251)

### TEXAS

TEXAS CITRUS MUST BE  
 IRRIGATED.  
 Early & Midseason Oranges (0224)  
 Late Oranges (0225)  
 All Other Grapefruit (0226)  
 Ruby Red Grapefruit (0228)  
 Rio Red Grapefruit (0238)

### CITRUS TREES, TEXAS

Citrus Trees I (0240)  
 Citrus Trees II (0241)  
 Citrus Trees III (0242)  
 Citrus Trees IV (0243)  
 Citrus Trees V (0244)

### CAUSE OF LOSS AND CODE

\*\*\* ADVERSE WEATHER  
 FIRE (91)  
 INSECTS (71)  
 PLANT DISEASE (81)  
 WILDLIFE (93)  
 EARTHQUAKE (97)  
 VOLCANIC ERUPTION (98)  
 FAILURE IRRIGATION SUPPLY (13)  
 FAILURE OF IRRIGATION EQUIPMENT (14)

\*\*\* ADVERSE WEATHER  
 FIRE (91)  
 WILDLIFE (93)  
 EARTHQUAKE (97)  
 VOLCANIC ERUPTION (98)  
 FAILURE IRRIGATION SUPPLY (13)  
 FAILURE OF IRRIGATION EQUIPMENT (14)  
 INSECTS (71)  
 PLANT DISEASE (81)  
 DECLINE IN PRICE (01) FOR CA DOLLAR CITRUS

FIRE (91)  
 FREEZE (42)  
 HAIL (21)  
 HURRICANE (92)  
 TORNADO (64)

FREEZE (42)  
 EXCESS MOISTURE (31)  
 HAIL (21)  
 FIRE (91)  
 TORNADO (64)  
 EXCESS WIND (61)  
 WILDLIFE (93)  
 FAILURE IRRIGATION SUPPLY (13)  
 FAILURE OF IRRIGATION EQUIPMENT (14)  
 INSECTS (71)  
 PLANT DISEASE (81)

FREEZE (42)  
 EXCESS MOISTURE (31)  
 HAIL (21)  
 FIRE (91)  
 TORNADO (64)  
 EXCESS WIND (61)  
 FAILURE IRRIGATION SUPPLY (13)  
 FAILURE OF IRRIGATION EQUIPMENT (14)

**CAUSE OF LOSS CODES BY CROP**

CROP NAME AND CODE

FLORIDA FRUIT & TROPICAL TREES

Orange (0207) Grapefruit (0208) Lemon (0209)  
 Lime (0210) All Other Citrus (0211)  
 Avocado (0212) Carambola (0213) Mango (0214)

Hawaii Tropical Fruit

\* SEE ADVERSE WEATHER CAUSES

Banana (0255)  
 Coffee (0256)  
 Papaya (0257)

Hawaii Tropical Trees

\* SEE ADVERSE WEATHER CAUSES

Banana (0265)  
 Coffee (0266)  
 Papaya (0267)

CRANBERRIES (0058)

\* SEE ADVERSE WEATHER CAUSES

FIGS (0060)

\* SEE ADVERSE WEATHER CAUSES

CAUSE OF LOSS AND CODE

FREEZE (42)  
 EXCESS WIND (61)  
 EXCESS MOISTURE/PRECIP (31)  
 ASIATIC CITRUS CANCKER (70)

\*\*\* ADVERSE WEATHER

FIRE (91)  
 WILDLIFE (93)  
 EARTHQUAKE (97)  
 VOLCANIC ERUPTION (98)  
 INSECTS (71)  
 PLANT DISEASE (81)  
 FAILURE IRRIGATION SUPPLY (13)  
 TIDAL WAVE/Tsunami (65)

\*\*\* ADVERSE WEATHER

FIRE (91)  
 WILDLIFE (93)  
 EARTHQUAKE (97)  
 VOLCANIC ERUPTION (98)  
 INSECTS (71)  
 PLANT DISEASE (81)  
 FAILURE IRRIGATION SUPPLY (13)  
 TIDAL WAVE/Tsunami (65)

\*\*\* ADVERSE WEATHER

FIRE (91)  
 WILDLIFE (93)  
 EARTHQUAKE (97)  
 VOLCANIC ERUPTION (98)  
 INSECTS (71)  
 PLANT DISEASE (81)  
 FAILURE IRRIGATION SUPPLY (13)  
 FAILURE IRRIGATION EQUIPMENT (14)  
 MYCOTOXIN (82)

\*\*\* ADVERSE WEATHER

EARTHQUAKE (97)  
 FIRE (91)  
 VOLCANIC ERUPTION (98)  
 WILDLIFE (93)  
 FAILURE IRRIGATION SUPPLY (13)  
 FAILURE OF IRRIGATION EQUIPMENT (14)

**CAUSE OF LOSS CODES BY CROP****CROP NAME AND CODE**

FORAGE SEEDING (0032)  
\* SEE ADVERSE WEATHER CAUSES

GRAPES (0053)  
\* SEE ADVERSE WEATHER CAUSES

**GRP (GROUP RISK PLAN) CROPS:**

GRAIN SORGHUM (0051)  
CORN (0041)      PEANUTS (0075)  
COTTON (0021)   SOYBEANS (0081)  
FORAGE (0033)   WHEAT (0011)  
RANGELAND (0048)  
Pasture, Rangeland and Forage  
(0088)

**GRIP CROPS:**

CORN 0041      SOYBEANS 0081

**IP (INCOME PROTECTION) CROPS:**

CORN (0041)  
COTTON (0021)  
WHEAT (0011)  
GRAIN SORGHUM (0051)  
SOYBEANS (0081)  
BARLEY (0091)

**CRC (CROP REVENUE COVERAGE) CROPS:**

CORN (0041)  
SOYBEANS (0081)  
COTTON (0021)  
WHEAT (0011)  
GRAIN SORGHUM (0051)

**CAUSE OF LOSS AND CODE**

\*\*\* ADVERSE WEATHER  
FIRE (91)  
INSECTS (71)  
PLANT DISEASE (81)  
WILDLIFE (93)  
EARTHQUAKE (97)  
VOLCANIC ERUPTION (98)  
MYCOTOXIN (82)  
FIS (FAILURE OF IRR SUPPLY) (13)  
FAILURE OF IRRIGATION EQUIPMENT (14)

\*\*\* ADVERSE WEATHER  
FIRE (91)  
WILDLIFE (93)  
EARTHQUAKE (97)  
VOLCANIC ERUPTION (98)  
FAILURE IRRIGATION SUPPLY (13)  
FAILURE OF IRRIGATION EQUIPMENT (14)  
INSECTS (71)  
PLANT DISEASE (81)

NO CAUSE OF LOSS IS APPLICABLE FOR  
ANY GRP/GRIP CROP - CODE (55)

\*\*\* ADVERSE WEATHER  
FIRE (91)  
INSECTS (71)  
PLANT DISEASE (81)  
WILDLIFE (93)  
EARTHQUAKE (97)  
VOLCANIC ERUPTION (98)  
FAILURE IRRIGATION SUPPLY (13)  
FAILURE OF IRRIGATION EQUIPMENT (14)  
MYCOTOXIN (82)  
DECLINE IN PRICE (01)

\*\*\* ADVERSE WEATHER  
FIRE (91)  
INSECTS (71)  
PLANT DISEASE (81)  
WILDLIFE (93)  
EARTHQUAKE (97)  
VOLCANIC ERUPTION (98)



**CAUSE OF LOSS CODES BY CROP****CROP NAME AND CODE****CAUSE OF LOSS AND CODE**

RICE (0018)  
(RICE POLICY EXCLUDES DROUGHT)

FAILURE IRRIGATION SUPPLY (13)  
FAILURE OF IRRIGATION EQUIPMENT (14)  
MYCOTOXIN (82)  
DECLINE IN PRICE (01)

**RA (REVENUE ASSURANCE) CROPS:**

BARELY (0091)  
CANOLA (0015)  
CORN (0041)  
COTTON (0021)  
RICE (0018)  
SOYBEANS (0081)  
SUNFLOWERS (0078)  
WHEAT (0011)

\*\*\* ADVERSE WEATHER  
FIRE (91)  
INSECTS (71)  
PLANT DISEASE (81)  
WILDLIFE (93)  
EARTHQUAKE (97)  
VOLCANIC ERUPTION (98)  
FAILURE IRRIGATION SUPPLY (13)  
FAILURE OF IRRIGATION EQUIPMENT (14)  
MYCOTOXIN (82)  
DECLINE IN PRICE (01)

MACADAMIA NUTS (0023)  
\* SEE ADVERSE WEATHER CAUSES

\*\*\* ADVERSE WEATHER  
EARTHQUAKE (97)  
FIRE (91)  
VOLCANIC ERUPTION (98)  
WILDLIFE (93)  
FAILURE IRRIGATION SUPPLY (13)  
FAILURE OF IRRIGATION EQUIPMENT (14)  
INSECTS (71)  
PLANT DISEASE (81)

MACADAMIA TREES (0024)

\*\*\* ADVERSE WEATHER  
FIRE (91)  
VOLCANIC ERUPTION (98)  
EARTHQUAKE (97)  
WILDLIFE (93)  
INSECTS (71)  
PLANT DISEASE (81)  
FAILURE IRRIGATION SUPPLY (13)  
FAILURE OF IRRIGATION EQUIPMENT (14)

MINT (0074)

\*\*\* ADVERSE WEATHER  
FIRE (91)  
WILDLIFE (93)  
EARTHQUAKE (97)  
VOLCANIC ERUPTION (98)  
FAILURE IRRIGATION SUPPLY (13)  
FAILURE OF IRRIGATION EQUIPMENT (14)  
INSECTS (71)  
PLANT DISEASE (81)

**CAUSE OF LOSS CODES BY CROP**

**CROP NAME AND CODE**

**CAUSE OF LOSS AND CODE**

PEACHES (0034)

\*\*\* ADVERSE WEATHER  
 FIRE (91)  
 EARTHQUAKE (97)  
 VOLCANIC ERUPTION (98)  
 INSUFF. CHILLING HOURS (45)  
 FAILURE IRRIGATION SUPPLY (13)  
 FAILURE OF IRRIGATION EQUIPMENT (14)  
 INSECTS (71)  
 PLANT DISEASE (81)  
 WILDLIFE (93)

PEARS (0089)

\*\*\* ADVERSE WEATHER  
 EARTHQUAKE (97)  
 FIRE (91)  
 FAILURE IRRIGATION SUPPLY (13)  
 FAILURE OF IRRIGATION EQUIPMENT (14)  
 INSECTS (71)  
 PLANT DISEASE (81)  
 VOLCANIC ERUPTION (98)

PECANS (0020)

\*\*\* ADVERSE WEATHER  
 DECLINE IN PRICE (01)  
 FAILURE IRRIGATION SUPPLY (13)  
 FAILURE OF IRRIGATION EQUIPMENT (14)  
 INSECTS (71)  
 PLANT DISEASE (81)  
 FIRE (91)  
 EARTHQUAKE (97)  
 VOLCANIC ERUPTION (98)

PEPPERS (0083)

PEPPERS MUST BE IRRIGATED.

EXCESSIVE RAIN (31)  
 FREEZE (42)  
 HAIL (21)  
 FIRE (91)  
 TORNADO (64)  
 HURRICANE/TROPICAL DEPRESSION (92)  
 FAILURE IRRIGATION SUPPLY (13)  
 FAILURE OF IRRIGATION EQUIPMENT (14)  
 INSECTS (71)  
 PLANT DISEASE (81)

PLUMS, (0092)

\* SEE ADVERSE WEATHER CAUSES

\*\*\* ADVERSE WEATHER  
 EARTHQUAKE (97)  
 FIRE (91)  
 WILDLIFE (93)  
 VOLCANIC ERUPTION (98)  
 INSUFF. CHILLING HOURS (45)  
 FAILURE IRRIGATION SUPPLY (13)  
 FAILURE OF IRRIGATION EQUIPMENT (14)  
 INSECTS (71)  
 PLANT DISEASE (81)

**CAUSE OF LOSS CODES BY CROP**CROP NAME AND CODE

PRUNES (0036)  
TABLE GRAPES (0052)  
 \* SEE ADVERSE WEATHER CAUSES

RAISINS (0037)

STONEFRUIT

\* STONEFRUIT MUST BE IRRIGATED.  
 DROUGHT IS NOT VALID.  
 SEE ADVERSE WEATHER CAUSES

Fresh Apricots (0218)  
 Processing Apricots (0219)  
 Fresh Nectarines (0220)  
 Processing Cling Peaches (0221)  
 Processing Freestone Peaches (0222)  
 Fresh Freestone Peaches (0223)

STRAWBERRIES (0110)CAUSE OF LOSS AND CODE

\*\*\* ADVERSE WEATHER  
 FIRE (91)  
 WILDLIFE (93)  
 EARTHQUAKE (97)  
 VOLCANIC ERUPTION (98)  
 FAILURE IRRIGATION SUPPLY (13)  
 FAILURE OF IRRIGATION EQUIPMENT (14)  
 INSECTS (71)  
 PLANT DISEASE (81)

RAIN (31)

\*\*\* ADVERSE WEATHER  
 EARTHQUAKE (97)  
 FIRE (91)  
 WILDLIFE (93)  
 VOLCANIC ERUPTION (98)  
 INSECTS (71)  
 FAILURE IRRIGATION SUPPLY (13)  
 FAILURE OF IRRIGATION EQUIPMENT (14)  
 PLANT DISEASE (81)

\*\*\* ADVERSE WEATHER  
 FIRE (91)  
 WILDLIFE (93)  
 EARTHQUAKE (97)  
 VOLCANIC ERUPTION (98)  
 FAILURE IRRIGATION SUPPLY (13)  
 FAILURE OF IRRIGATION EQUIPMENT (14)  
 INSECTS (71)  
 PLANT DISEASE (81)

## CAUSE OF LOSS CODES BY CROP

### CROP NAME AND CODE

SWEET CORN, FRESH MARKET (0044)

### CAUSE OF LOSS AND CODE

FREEZE (42)  
 HAIL (21)  
 FIRE (91)  
 TORNADO (64)  
 FAILURE IRRIGATION SUPPLY (13)  
 FAILURE OF IRRIGATION EQUIPMENT (14)  
 EXCESS WIND (61)  
 EXCESS PRECIPITATION (31)  
 INSECTS (71)  
 PLANT DISEASE (81)

SWEET POTATOES (0085)

\*\*\*ADVERSE WEATHER  
 FAILURE IRRIGATION SUPPLY (13)  
 FAILURE OF IRRIGATION EQUIPMENT (14)  
 INSECTS (71)  
 PLANT DISEASE (81)  
 FIRE (91)  
 WILDLIFE (93)  
 EARTHQUAKE (97)  
 VOLCANIC ERUPTION (98)

### TOBACCO

\* SEE ADVERSE WEATHER CAUSES

Flue Cured Tobacco (0229)  
 Fire Cured Tobacco (0230)  
 Burley Tobacco (0231)  
 Maryland Tobacco (0232)  
 Dark Air Tobacco (0233)  
 Cigar Filler Tobacco (0234)  
 Cigar Binder Tobacco (0235)  
 Cigar Wrapper Tobacco (0236)

\*\*\* ADVERSE WEATHER  
 FIRE (91)  
 INSECTS (71)  
 PLANT DISEASE (81)  
 MYCOTOXIN (82)  
 WILDLIFE (93)  
 EARTHQUAKE (97)  
 VOLCANIC ERUPTION (98)  
 FAILURE IRRIGATION SUPPLY (13)  
 FAILURE OF IRRIGATION EQUIPMENT (14)  
 HOUSE BURN (95)  
 (previously pole burn)

TOMATOES, FRESH MARKET (0086)  
PLAN CODE (50)

### VALIDATE BY PLAN CODE

DOLLAR PLAN  
 EXCESSIVE RAIN (31)  
 FREEZE (42)  
 HAIL (21)  
 FIRE (91)  
 TORNADO (64)  
 FAILURE IRRIGATION SUPPLY (13)  
 FAILURE OF IRRIGATION EQUIPMENT (14)  
 HURRICANE/TROPICAL DEPRESSION (92)  
 INSECTS (71)  
 PLANT DISEASE (81)

CAUSE OF LOSS CODES BY CROP

CROP NAME AND CODE

CAUSE OF LOSS AND CODE

TOMATOES, FRESH MARKET (0086)  
PLAN CODE (90)

\* SEE ADVERSE WEATHER CAUSES

GUARANTEED PRODUCTION PLAN

\*\*\* ADVERSE WEATHER  
FIRE (91)  
WILDLIFE (93)  
EARTHQUAKE (97)  
VOLCANIC ERUPTION (98)  
FAILURE IRRIGATION SUPPLY (13)  
FAILURE OF IRRIGATION EQUIPMENT (14)  
INSECTS (71)  
PLANT DISEASE (81)

WALNUTS (0029)

\* SEE ADVERSE WEATHER CAUSES,  
BELOW

\*\*\* ADVERSE WEATHER  
FIRE (91)  
WILDLIFE (93)  
EARTHQUAKE (97)  
VOLCANIC ERUPTION (98)  
FAILURE IRRIGATION SUPPLY (13)  
FAILURE OF IRRIGATION EQUIPMENT (14)  
INSECTS (71)  
PLANT DISEASE (81)

\*\*\*\*\*

**\*\*\* ADVERSE WEATHER INCLUDES THE FOLLOWING CAUSES:**

DROUGHT (11)	FLOOD (51)
HEAT (12)	WIND/ EXCESS WIND (61)
HAIL (21)	HOT WIND (62)
EXCESS MOISTURE/ PRECIP (31)	CYCLONE (63)
FROST (41)	TORNADO (64)
FREEZE (42)	HURRICANE/ TROPICAL DEPRESSION (92)
COLD WINTER (43)	OTHER (Explanation required) (99)
COLD WET WEATHER (44)	

\*\*\*\*\*

<u>CAUSE OF LOSS</u>	<u>CODE</u>	<u>CAUSE OF LOSS</u>	<u>CODE</u>
NO INDEMNITY	(00)	STORM SURGE	(67)
DECLINE IN PRICE	(01)	ASIATIC CITRUS CANKER	(70)
ASIAN SOYBEAN RUST	(09)	INSECTS	(71)
DROUGHT	(11)	PREDATION	(73)
HEAT	(12)	ICE FLOE	(74)
FIS (FAILURE OF IRR SUPPLY)	(13)	SALINITY	(76)
FIE (FAILURE OF IRR EQUIP)	(14)	DISEASE, AQUACULTURE	(80)
HAIL	(21)	PLANT DISEASE	(81)
EXCESS SUN	(22)	MYCOTOXIN (e.g. AFLATOXIN)	(82)
EXCESS MOISTURE/PRECIP/RAIN	(31)	FIRE	(91)
FROST	(41)	HURRICANE/TROPICAL DEPRESSION	(92)
FREEZE	(42)	WILDLIFE	(93)
COLD WINTER	(43)	HOUSE BURN (POLE BURN)	(95)
COLD WET WEATER	(44)	EARTHQUAKE	(97)
ICH (INSUFFICIENT CHILLING HRS)	(45)	VOLCANIC ERUPTION	(98)
FLOOD	(51)	OTHER (SNOW, LIGHTENING, ETC)	(99)
GRP/GRIP CROPS ONLY	(55)		
WIND/EXCESS WIND	(61)		
HOT WIND	(62)		
CYCLONE	(63)		
TORNADO	(64)		
TIDAL WAVE/ <b>TSUNAMI</b>	(65)		
OXYGEN DEPLETION	(66)		

**STAGE CODE DEFINITIONS**

<u>Stage Codes*</u>	<u>DEFINITIONS</u>
UH	Unharvested
H	Harvested
P	Uninsured Loss
NR***	Not Replanted
R***	Replanted
RR***	Raisin Reconditioning Payment
RS	Replanted Seeded
RT	Replanted Transplants
00	Stage Code Not Applicable
NC***	Not Certified due to insured causes
C***	Certified for Seed
S	Spring-seeded acreage with 56-74 % stand
HD	Harvested Dry
1	Stage 1 or I
2	Stage 2 or II
3	Stage 3 or III
4	Stage 4 or IV
FL	Final Loss - GRP/GRIP Crops Only
PB	By passed due to uninsured cause of loss
UB	By passed due to insured cause of loss
P2	Prevented Planting - Unplanted Acreage
PF***	Prevented Planting - Unplanted Acreage with 5% Buy Up Option
PT***	Prevented Planting - Unplanted Acreage with 10% Buy Up Option
W1	Acreage to be paid under Winter Coverage Option - (Not available for CAT)
US	Unharvested but Swathed
I	Immature
M	Mature

\* **ALL SINGLE-CHARACTER STAGE CODES MUST BE LEFT JUSTIFIED ON THE TYPE 21 RECORD.**

\*\*\*Stage codes NR, PF, PT, R, RR, NC and C are not available for CAT coverage.

**Gleaned Acreage Codes\*\*****DEFINITIONS**

HG	Harvested Gleaned Acreage
UG	Unharvested Gleaned Acreage (Gleaning does not apply to tree crops)

\*\* Use these codes when applicable in Field 26 of the T-21 Record

**STAGE\* AND GLEANED ACREAGE\*\*\* CODES BY CROP**

<u>CROP NAME AND CODE</u>	<u>VALID CODES</u>
ALFALFA SEED (0107)	UH, H, P
BARLEY (0091)	UH, H, P, R, NR, P2, PF, PT, HG, UG
CANOLA (0015)	
CORN (0041)**	
DRY BEANS (0047)	HG & UG FOR CANOLA AND WHEAT
FLAX (0031)	WITH CONTRACT CHANGE DATE PRIOR TO 11/30.
GRAIN SORGHUM (0051)	
OATS (0016)	
RICE (0018)	
RYE (0094)	
SAFFLOWERS (0049)	
SILAGE SORGHUM (0059)	
SOYBEANS (0081)**	
SUNFLOWERS (0078)	
WHEAT (0011)**	
ONIONS (0013)	1, 2, 3, P, P2, HG, UG, R, NR STAGE REMOVAL = NO STAGE CODE
CABBAGE (0072)	UH, H, P, RS, RT, NR, HG, UG
MUSTARD (0069)	UH, H, P, R, NR, P2, PF, PT, HG, UG
POPCORN (0043)	
PEANUTS (0075)	
PROCESSING BEANS (0046)	UH, H, P, P2, PF, PT, HG, UG
COTTON (0021)**	(ALSO PB & UB FOR PROCESSING BEANS (0046)
DRY PEAS (0067)	AND PROCESSING SW CORN (0042))
ELS COTTON (0022)	
HYBRID CORN SEED (0062)	
HYBRID SORGHUM SEED (0050)	
PROCESSING SWEET CORN (0042)	
ALMONDS (0028)	UH, H, P, HG, UG
APPLES (0054)	
AVOCADOS (0019)	
AVOCADOS APH (0019)	
BLUEBERRIES (0012)	
CHERRIES (0057)	
CITRUS CROPS	
AZ and CA only (0201, 0202, 0205, 0206, 0215, 0216, 0217, 0237)	
CRANBERRIES (0058)	
FIGS (0060)	
FORAGE PRODUCTION (0033)	
GRAPES (0053)	
MACADAMIA NUTS (0023)	
PEACHES (0034)	
PEARS (0089)	
PECANS (0020)	
PLUMS, (0092)	
PRUNES (0036)	



**STAGE\* AND GLEANED ACREAGE\*\*\* CODES BY CROP**

<u>CROP NAME AND CODE</u>	<u>VALID CODES</u>
Hawaii Tropical Fruit (0255, 0256, 0257)	UH, H, P, HG, UG
STONEFRUIT (0218, 0219, 0220, 0221, 0222, 0223)	
STRAWBERRY (0110)	
SUGARCANE (0038)	
TABLE GRAPES (0052)	
TOBACCO (0229, 0230, 0231, 0232, 0233, 0234, 0235, 0236)	
WALNUTS (0029)	
WILD RICE (0055)	
SWEET POTATOES (0085)	I, M, P
CHILI PEPPERS (0045)	1, 2, 3, P, UB, PB, H, HG, UG
CITRUS CROPS	
TEXAS only (0224, 0225, 0226, 0228, 0238)	1, 2, P, HG, UG
FORAGE SEEDING (0032)	UH, S, P, R, NR
SUGAR BEETS (0039)	1, 2, P, R, NR, P2, PF, PT, HG, UG PB, UB STAGE REMOVAL = NO STAGE CODE
FRESH MARKET SWEET CORN (0044)	1, 2, P, R, NR, HG, UG
GREEN PEAS (0064)	UB, PB, UH, H, HD, P, P2, PF, PT, HG, UG
MILLET (0017)	H, P, UH, US, P2, PF, PT UH=30% Indemnity Reduction US=15% Indemnity Reduction
MINT (0074)	UH, H, P, W1, HG, UG
PEPPERS (0083)	1, 2, 3, P, R, NR, HG, UG
POTATOES (0084)	UH, H, P, C, NC, P2, PF, PT, HG, UG
FRESH MARKET TOMATOES (0086)	1, 2, 3, 4, P, R, NR, HG, UG (Stage 4 not applicable for CA(06))
TOMATOES (0087)	1, 2, 3, P, PB, UB, R, NR, HG, UG
FLORIDA FRUIT TREES (207, 208, 209, 210, 211, 212, 213, 214)	1, 2, 3

**STAGE\* AND GLEANED ACREAGE\*\*\* CODES BY CROP**

<u>CROP NAME AND CODE</u>	<u>VALID CODES</u>
FLORIDA CITRUS (0245, 0246, 0247, 0248, 0249, 0250, 0251)	Spaces or HG or UG
Hawaii Tropical Trees (0265, 0266, 0267)	
TEXAS CITRUS TREES (2002) (0240, 0241, 0242, 0243, 0244)	(No Stage Codes Applicable)
MACADAMIA TREES (0024)	
RAISINS (0037)	RR (Raisin Reconditioning Payment) Spaces (Production Loss)
<u>GRP/GRIP CROPS</u>	FL
GRP CORN (0041)	
GRP COTTON (0021)	
GRP FORAGE PRODUCTION (0033)	
GRP GRAIN SORGHUM (0051)	
GRP PEANUTS (0075)	
GRP SOYBEANS (0081)	
GRP WHEAT (0011)	
GRP RANGELAND (0048)	
GRP PRF Plans 13 & 14 (0088)	

\* ALL SINGLE-CHARACTER STAGE CODES MUST BE LEFT JUSTIFIED ON THE TYPE 21 RECORD

\*\*IP AND CRC CROPS

\*\*\*USE GLEANED ACREAGE CODES WHEN APPLICABLE IN FIELD 26 OF THE TYPE 21 RECORD

**SIMPLIFIED CLAIMS PROCESSING**

(REFER TO LOSS ADJUSTMENT MANUAL ~~MGR-98-030~~ FOR COMPLETE REFERENCE)

THE CROPS AND CRITERIA FOR A CLAIM TO BE ACCEPTED AS A SIMPLIFIED CLAIM ARE:

1. ONLY THE FOLLOWING CROPS ARE ELIGIBLE: ALMONDS, BARLEY, CANOLA, CORN, COTTON, DRY BEANS, DRY PEAS, FLAX, GRAIN SORGHUM, GREEN PEAS, OATS, PEANUTS\*, POPCORN, RICE, RYE, SOYBEANS, SUGAR BEETS, SUNFLOWERS, CANNING AND PROCESSING SWEET CORN, ~~TOBACCO\*~~ AND WHEAT, AND ANY CROPS COVERED UNDER THE CROP REVENUE COVERAGE (CRC), REVENUE ASSURANCE (RA) AND INCOME PROTECTION (IP) PLANS OF INSURANCE.  
  
~~\*PEANUTS AND GUARANTEED AND BURLEY TOBACCO MAY QUALIFY FOR SCP PROVIDED ALL CRITERIA ARE MET.~~
2. CROP POLICIES WITH OPTIONAL, BASIC, ENTERPRISE, OR WHOLE FARM UNITS ARE ELIGIBLE, PROVIDED ALL OTHER SCP CRITERIA ARE MET.
3. THE GROSS INDEMNITY (INSURED=S SHARE PRIOR TO ANY DOLLAR AMOUNT DUE THE INSURANCE PROVIDER) MUST NOT BE GREATER THAN \$5,000 FOR ANY OPTIONAL UNIT. THE GROSS INDEMNITY MUST NOT BE GREATER THAN \$10,000 FOR ANY BASIC OR ENTERPRISE CROP UNIT, OR ANY WHOLE FARM UNIT, WHEN CALCULATING THE GROSS INDEMNITY, REPLANTING PAYMENTS AND PREVENTED PLANTING PAYMENTS MAY BE EXCLUDED.

~~\* REVISED BY MGR-98-030 (10/9/98)~~

**SELF-CERTIFIED REPLANT CLAIMS**

(REFER TO LOSS ADJUSTMENT MANUAL FOR COMPLETE REFERENCE)

THE CROPS AND CRITERIA FOR A CLAIM TO BE ACCEPTED AS A SELF-CERTIFIED REPLANT CLAIM ARE:

1. ONLY THE FOLLOWING 11 CROPS ARE ELIGIBLE: BARELY (SPRING SEEDED), CORN, DRY BEANS, FLAX (SPRING SEEDED ONLY), GRAIN SORGHUM, OATS (SPRING SEEDED ONLY), PEANUTS, POPCORN, SOYBEANS, SUGAR BEETS AND SUNFLOWERS.
2. REPLANT PAYMENTS ARE AVAILABLE ON LIMITED AND ADDITIONAL COVERAGE POLICIES ONLY.
3. REPLANT CLAIMS EXCEEDING 50 GROSS ACRES ARE NOT ELIGIBLE.

**PREVENTED PLANTING GUARANTEE REDUCTION PERCENTS****2007 CROPS****P2, PF, PT - LOSS STAGE CODES**

0013 ONIONS	45 PERCENT
0018 RICE	45, 50 OR 55 PERCENT
0039 SUGAR BEETS (NO PP WITH 4/30/98 CONTRACT CHANGE DATE AND 7/15/98 CANCELLATION DATE)	
0084 POTATOES (NORTHERN, CENTRAL & SOUTHERN PROVISIONS)	25, 30 OR 35 PERCENT
<b>SMALL GRAINS:</b> 0011 WHEAT,	60, 65 OR 70 PERCENT
0016 OATS, 0031 FLAX,	(NO PP FOR WINTER WHEAT IF THERE IS A SPRING FINAL
0091 BARLEY, 0094 RYE	PLANTING DATE IN THE COUNTY)
<b>COARSE GRAINS:</b>	
0015 CANOLA/RAPESEED	60, 65 OR 70 PERCENT
0041 CORN	
0047 DRY BEANS	
0067 DRY PEAS	
0051 GRAIN SORGHUM	
0050 HYBRID SORGHUM SEED	
0017 MILLET	
0069 MUSTARD	
0043 POPCORN	
0049 SAFFLOWER	
0081 SOYBEANS	
0078 SUNFLOWER	
IP, CRC, RA	2007 - SAME PERCENTS AS MPC I CROPS
0021 COTTON	50, 55 OR 60 PERCENT
0022 ELS COTTON	
0075 PEANUTS	
0062 HYBRID SEED CORN	
0042 PROCESSING SWEET CORN	40, 45 OR 50 PERCENT
0046 PROCESSING BEANS	
0064 GREEN PEAS	

**ACREAGE REQUIREMENT:** The total prevented planted acreage for the unit must be 'GE' to the lesser of 20 percent of the reported acreage for the unit.

REPLANT PAYMENT FOR THE FOLLOWING CROPS IS:

THE LESSER OF 20% (\*\* = 10%, \*\*\* = 7%) OF THE STAGE GUARANTEE OR THE MAXIMUM LIMIT BY CROP OR ACTUAL COST PER ACRE CONVERTED TO UNIT OF MEASURE.

	<u>MAXIMUM LIMITS</u>	<u>MINIMUM ACRES (LESSER OF)</u>
Barley	5.0 Bu./A.	20 A. Or 20% of Planted Acres for Unit
Buckwheat	2.0 Bu./A.	20 A. Or 20% of Planted Acres for Unit
Cabbage (RS)	50 cwt./A.	20 A. Or 20% of Planted Acres for Unit
Cabbage (RT)	40 cwt./A.	20 A. Or 20% of Planted Acres for Unit
Canola	175 Lbs./A.	20 A. Or 20% of Planted Acres for Unit
Corn (grain)	8.0 Bu./A.	20 A. or 20% of Planted Acres for Unit
Corn (silage)	1.0 T./A.	20 A. or 20% of Planted Acres for Unit
** Dry Beans	120 Lbs./A.	20 A. or 20% of Planted Acres for Unit
Flax	2.0 Bu./A.	20 A. Or 20% of Planted Acres for Unit
Grain Sorghum	7.0 Bu./A.	20 A. or 20% of Planted Acres for Unit
Mustard	175 Lbs./A.	20 A. Or 20% of Planted Acres for Unit
Oats	5.0 Bu./A.	20 A. Or 20% of Planted Acres for Unit
*** Onions	18 Cwt./A.	20 A. or 20% of Planted Acres for Unit
Peanuts	\$80.00/A.	20 A. or 20% or Planted Acres for Unit
Popcorn	150 Lbs./A.	20 A. or 20% of Planted Acres for Unit
Rice	400 Lbs./A.	20 A. or 20% of Planted Acres for Unit
Safflowers	160.0 Bu./A.	20 A. or 20% of Planted Acres for Unit
Silage Sorghum	1.0 T./A.	20 A. or 20% of Planted Acres for Unit
Soybeans	3.0 Bu./A.	20 A. or 20% of Planted Acres for Unit
** Sugar Beets	1.0 T./A.	20 A. or 20% of Planted Acres for Unit
Sunflowers	175 Lbs./A.	20 A. or 20% of Planted Acres for Unit
Tomatoes (Processing)	3.0 T./A. 5.0 T./A. (in State 06)	20 A. or 20% of Planted Acres for Unit
Wheat	4.0 Bu./A.	20 A. or 20% of Planted Acres for Unit

MAXIMUM REPLANT PAYMENT FOR THE FOLLOWING CROPS:  
THE LESSOR OF MAXIMUM LIMIT OR ACTUAL COST PER ACRE.

<u>CROP</u>	<u>MAXIMUM LIMITS</u>	<u>MINIMUM ACRES (LESSER OF)</u>
* Forage Seeding	AI/A. X 50%	No Minimum
* Peppers	See Note	20 A. or 20% of Planted Acres for Unit
<del>Popcorn</del>	<del>150 Lbs./A.</del>	<del>20 A. or 20% of Planted Acres for Unit</del>
<del>Rice</del>	<del>400 Lbs./A.</del>	<del>20 A. or 20% of Planted Acres for Unit</del>
* Sweet Corn/FM	See Note	20 A. or 20% of Planted Acres for Unit
Tomatoes (Fresh Market-Guaranteed Production)	70 Ctns./A.	20 A. or 20% of Planted Acres for Unit
* Tomatoes (Fresh Market-Dollar Plan)	\$375.00/A.	20 A. or 20% of Planted Acres for Unit

---

\* = Dollar replant payment crops  
A. = acre  
AI = Amount of insurance (selected by insured)  
Bu. = bushel(s)  
Ctns. = cartons  
Lbs. = pounds  
T. = ton  
Cwt = hundred weight

**\*Note:** Peppers and Sweet Corn/FM maximum limits vary by crop, state, county and insurance plan. Please check applicable special provisions statement for crop, state, county and insurance plan.

**Stage Percent**

<u>Crop Code</u>	<u>Plan Code</u>	<u>Crop Name</u>	<u>Stage</u>	<u>Stage Percent Factor</u>
0224, 0225, 0226, 0228, 0238	86	Citrus (Texas)	1	40%
0044	50	Fr Mkt Sw Corn	1	65%
0086	90	Fr Mkt Tomatoes, GP	1, 2, 3, 4	50%, 75%, 90%, 100% (except CA)
0086	90	Fr Mkt Tomatoes, GP	1, 2, 3	50%, 70%, 100% (CA only)
0086	50	Fr Mkt Tomatoes, \$	1, 2, 3, 4	50%, 75%, 90%, 100%
0013	86	Onions	1	35% (Direct Seed) or
		All Other States	2	45% (Transplanted Storage)
				60% (Transplanted storage)
0013		in State 36, All Counties	1, 2	or 70% (Direct Seed)
				50%, 80%
				(If Special
				Provisions Allow - If the 50% or
				80% is reported it should be in
				the Guaranteed Reduction field
				on the 21 record - See
				Loss Calculations)
0083	50	Peppers	1, 2, 3	65%, 85%, 100%
0039	84/90	Sugar Beets	1	60%
0074	90	Mint	W1	60%
0105	50	Fr Mkt Beans	1, 2, 3	40%, 60%, 100%
0045	51	Chile Peppers	1, 2, 3	50%, 75%, 100%

**Stage Price Percent**

<u>Crop Code</u>	<u>Crop Name</u>	<u>Stage</u>	<u>Stage Price Percent</u>
0084	Potatoes	UH, UG	80%
0087	Processing Tomatoes	1, 2 2G	50%, 80% 80%

**Stage Indemnity Percent**

<u>Crop Code</u>	<u>Crop Name</u>	<u>Stage</u>	<u>Stage Price Percent</u>
0017	Millet	US UH	15% 30%

**Price Election Factors**

<u>Crop Code</u>	<u>Crop Name</u>	<u>State</u>	<u>County</u>	<u>Type</u>	<u>Valid Percent Election</u>
0046	Processing Beans	Idaho	All	301, 302	.55 thru 1.00
		Utah	All	301	.55 thru 1.00
		Oregon	045	302	.55 thru 1.00
0047	Dry Beans	All	All	062	.55 thru 1.00
0064	Green Peas	All	All	All	.55 thru 1.00
0067	Dry Peas	All	All	098	.55 thru 1.00
0091	Malt Barley (Opt B)	All	All	All	For Coverage Level %
0024	Macadamia Trees	All	All	All	.55 thru 1.00
0069	Mustard	All	All	All	.55 thru 1.00
0240	Citrus Trees I	All	All	All	.55 thru 1.00
0241	Citrus Trees II	All	All	All	.55 thru 1.00
0242	Citrus Trees III	All	All	All	.55 thru 1.00
0243	Citrus Trees IV	All	All	All	.55 thru 1.00
0244	Citrus Trees V	All	All	All	.55 thru 1.00
0245	Citrus I	All	All	All	.55 thru 1.00
0246	Citrus II	All	All	All	.55 thru 1.00
0247	Citrus III	All	All	All	.55 thru 1.00
0248	Citrus IV	All	All	All	.55 thru 1.00
0249	Citrus V	All	All	All	.55 thru 1.00
0250	Citrus VI	All	All	All	.55 thru 1.00
0251	Citrus VII	All	All	All	.55 thru 1.00



**-Reserved-**